








*Year 9 ALR
Extended
Learning
Menus*

Bon Appétit!

Arabic Extended Learning Menu Y9 2021-22

... choose what you want & when you want! Choose your challenge level! Complete all Menus for your Extended learning Badge!




Starters Menu

1. Self-introduction: Introduce your name, age, nationality, marital status & occupation. 
2. Outline six hobbies and explain which one you prefer and why. Use the opinion expressions.  
3. Outline six jobs you know and choose the one you prefer for your future and giving a reason using opinion expressions.
4. Outline six important places in the city and what are they used for. Which one you prefer to go to and why. Use opinion expressions.  

How are you learning here?

You are using skills of knowledge and expression of views and opinions through communication (speaking).

Main Dish Menu

1. Create a CV to send to company for a job vacancy. Write all your details on the starter. Include your hobbies and the reason why did you go for that job. 
2. Write a piece of writing (70-100 words) including your personal information, your hobbies, what are you studying now and what will be your job in future. Use opinion expressions for like, dislike and preferences. 
3. Write a paragraph (90-120 words) about your city or town. What are the facilities available and which ones are more interesting to you and give a reason using opinion expressions? 

How are you learning here?

You are learning to apply the knowledge and understanding through writing and presentation.

Desserts Menu



1. Record a two to three minutes talk about yourself, including your personal information, your current occupation, like and dislike and what will be your future career.
2. Create a poster of a city/town. Draw various amenities (cinema, post office, theatre, sports centres etc.) and name them with a short explanation for each.
3. Search for an Arabic newspaper article about a famous Arab personality biography. Translate the text into English and create one biography about a famous personality you admire.

How are you learning here?

You are learning skills of creating and applying knowledge and understanding in your daily life. Also, you learn how to be more practical (Speaking) and expand your knowledge in Arabic Language.



Menu

YEAR 9
EXTENDED CS
MENU

Starters:

1) State what the terms 'decomposition' and 'algorithm' mean and give at least two examples of each.

2) Describe what the terms 'pseudocode' and 'flowchart' mean and how their use can help programmers solve problems?

3) Draw all the symbols used in flowcharts and label them correctly. Try and write a simple algorithm - daily routine of your choice using flowchart symbols.



Mains:

1) Create an algorithm that will act as a basic calculator that adds four numbers. The algorithm will ask for 4 separate numbers and then add the total and print the answer in a sentence.

2) Create an algorithm that asks the user for their age and their sibling's age and then output their age difference in years in a sentence. Remember you must use pseudocode and include comments of what each line of your algorithm does.

3) The average recommended calorie intake of a teenager is approximately 2500. Write an algorithm that asks the user how many calories they have eaten that day, and then output how many calories they have left to eat.



Desserts:

1) Produce a program that will ask the user to name their school and their favourite subject and print the result in one statement. The program be written in python programming language.

2) Create a program that will ask for a student's name, year group and all of their subjects and then print the result in one statement. Use python and include comments of what each line of your code does.

3) Write a program that will ask the user to name a country and the temperature of that country and display the result in one statement. Use python and include comments of what each line of your code does.



Knowledge
Comprehension

Application

Create

English Department Extended Learning Menu Y9 2021-2

... choose what you want & when you want! Choose your challenge level! Complete all Menus for your Extended learning Badge!

Starters Menu

1. Write down 10 challenging words relating to 'War' and their meanings on strips of paper. Use a scissor to separate the words from their meanings. Place all the words in a paper cup and their definitions in another. Test yourself by picking up a random word from the paper cup and matching it up with the correct definition or vice- versa.
2. Invent and design a unique product that is new to the market. You can mind-map your ideas on an A3 piece of paper and also include a drawing of your product.
3. Watch the BBC news bulletin or read the newspaper. Make a list of all the current events.

How are you learning here?

You are using skills of knowledge and comprehension. These are basic skills which we must all practice. Before we can fully understand something, we must first have knowledge of it.

Main Dish Menu

1. You are a soldier, serving your country at war. Write a poem on your experiences. Remember to include a title and to use poetic terms and devices.
2. Create a 3D model of your product. You can demonstrate your creativity by adding colour and some unique features to it.
3. Join the 'Al-Risalah Press Team'. Make your contribution by writing a newspaper article on any current events occurring in your school. Leave your mark!

How are you learning here?

You are learning and practising skills of applying previously acquired knowledge and understanding.

Desserts Menu



1. Ask your English teacher to allow you to deliver your poem during a lesson or in front of the entire school during assembly time, as part of a Spoken Word Poetry activity. Take on the challenge and earn yourself a Gold Merit !
2. Hold a 'Promotion' session in front of your class. Try and persuade your peers that your product is worth buying. Perhaps, you could take a vote thereafter, to gauge how successful your product was. If you are successful, go ahead & claim your reward!
3. Why not aim to be the next 'Trevor McDonald'? Present your news bulletin in front of a class or do a video recording of it.

How are you learning here?

You are learning skills of creating and actualisation. This is when you put all your prior learning to use in one final push for the summit. You show your resilience, determination and creativity at this point. You are developing yourself into an independent learner.

Menu

Year 9

Extended
Geography Menu



Starters:

1) Choose a country in Asia and write down 10 facts about that country.



2) Speak to someone who was born outside of the UK. Ask them to compare life where they were born to living here in the UK. Write an A4 page of their account.



3) Choose a language (other than English) spoken in Europe. Learn 50 words from this language. Try and write a few sentences about yourself in this language.

Mains:

1) Create a poster on the importance of reducing, reusing and recycling. It must include the damage created to the environment if we don't recycle.

2) Create a news article on the earthquake that recently hit the Greek Island Crete. Remember to include the damage caused to people and surrounding areas.

3) Take a picture of some sort of physical geography. Describe the natural features involved in this picture remembering to use keywords learnt in lessons.

4) Investigate why people migrate to Britain. Write a paragraph on the advantages and disadvantages of migrating to Britain.




Desserts:


1) Produce a brochure for a tour company travelling to Kenya. Include historical sites, fun places to visit and details of the flights/package.



2) Write a speech to the government about the concerns you have over rising sea levels. Remember to include the dangers and if there is anything that can be done to reduce the risk of these.



3) Create a piece of artwork on the famous volcano Mount Etna in Italy. Be creative - use junk modelling or paper mâché.



Knowledge
Comprehension

Application

Create

Year 9 History Al-Risalah Extended Learning Menu 2021-22

'Hungry for History'

APPETIZERS

Comprehension Chicken cubes / £7.99
List ten battles from WW1 and WW2 that we have not studied, then memorise their key dates and facts.

Knowledge Spring Rolls/ £8.99
Learn about 3 modern battles that have taken place in the world after 2000. Identify their causes and impacts. Write your findings onto a word doc and email over to me.

Comprehension Fries / £14.99
Listen to podcast #73 on VersusHistory and write down 30 new facts (into a mind map or table) about the key features, consequences and legacy of Stalin's plans for USSR.

Knowledge Nuggets / £14.99
Memorise the names of 10 influential women's rights activists since the suffragettes. Then, identify their main achievements and put onto paper. Once finished, tell a parent or sibling and send to me via email.

Main Course

'Application' Artichoke and Steak / £24.99
Research a modern historical event that we have not studied in our course. Categorise the causes of that event into 'social', 'political' and 'economic.' Next, Write a PEEL paragraph showing which you feel was the most significant.

'Analysis' Anchovie Pizza / £19.99
Find two sources online from after 1945. Write a PEEL paragraph on how useful they are to a historian studying life after the Second World War. Finally, write another paragraph showing which source you believe is more useful and why.

'Analysis' Aberdeen Angus Steak / £7.89
Read a chapter from the 'Black Tudors' by Miranda Kaufmann. Next, write a page long detailed analysis of the impact of Black Tudors on Britain, and what legacy they have left.

Analysis Alaskan King Crab / £7.89
Investigate the life of three Muslim soldiers in WW1 and WW2. Research their childhood and their experiences and impact. Then, write a short biography on their life.

DESSERTS

Synthesis Sundae / £2.99
Invent your own abolitionist group to end slavery. What kind of qualities would the members have and how would they effectively attempt to remove slavery? You have to ensure they can withstand any measures that might be put in place to deal with them! Include pictures and how your group will be organized.

Evaluation Eclairs / £9.99
Write a speech to persuade schools to transform the way they teach Black History. Use persuasive language and anecdotes involving historical figures you have researched to support your arguments. Go one step further and create a curriculum for all subjects that incorporates black history.

Evaluation Eton Mess / £9.99
Produce a brochure for a historical battle site in Europe. You could research sites from the Imperial War Museum website. Once you have researched you need to judge how significant the battles were and their legacy today.

Etiquettes for learning. All diners must:

Appetizers
Use basic skills of knowledge and comprehension

Main Course
Learn and re-learn previous knowledge and understanding

Desserts
You are learning to 'think outside the box' and how to create new things with the knowledge and understanding you have gained. Be courageous here and show mastery of your topic by independently reaching the summit of your learning. You are an independent learner now. Salute to you for your hard work!

Islamic Studies Extended Learning Menu Y9 2021-22

... choose what you want & when you want! Choose your challenge level! Complete all Menus for your Extended learning Badge!

Starters Menu

1. Relate the similarities / differences between the election process of today and the time of the Sahaabah. Your work should be a minimum of 20 A4 lines.
2. Compare the differences between Salaatul Kusoof and Khusoof. Explain it using a table.
3. Identify the duties of taking care of our parents. Provide evidence from Qur'aan and Hadeeth on the virtues of this noble duty. Your work should be a minimum of 1 A4 page.
4. Memorise the duas before, during and after making wudhu. Recite them to your Islamic Studies teacher. Now make a poster of the duas with translation.

How are you learning here?

You are using skills of knowledge and comprehension. These are basic skills which we must all practice. Before we can fully understand something, we must first have knowledge of it.

Main Dish Menu

1. Make use of the information from Qur'aan and Hadeeth to explain how intoxicants gradually became haram in Islaam. Your work should be a minimum of 1 A4 page. Perfect grammar and spelling.
2. Design a poster showing the steps of performing Haj, from beginning till the end. Provide clear and detailed information. Your poster should be on A3 size paper. Neat, colourful and decorated.
3. Write a short essay on the history of the Adhaan. Perfect grammar and spelling. Your work should be a minimum of 1A4 page.

How are you learning here?

You are learning and practising skills of applying previously acquired knowledge and understanding.

Desserts Menu



1. Construct models of the 2 types of graves used in Islam. Your models must be neat and as close to real as possible. They should be at least a ruler length.
2. Write out a Spoken Word piece of poetry based on kindness to neighbours in Islam. Practice it until you are perfect. It must be at least 1 minute long but not longer than 3 minutes. Ask your Islamic Studies teacher if you can perform it. If they think you have done a good job, they will give you a merit.
3. Make a model about the journey of Haj, showing all the different places that a pilgrim will visit during the 5 days of Haj. The model should be at least as large as an A3 page.

How are you learning here?

You are learning skills of creating and actualisation. This is when you put all your prior learning to use in one final push for the summit. You show your resilience, determination, and creativity at this point. You are developing yourself into an independent learner.

Mathematics Extended Learning Menu Y9 2021-22

Aim to score ___ points by the end of the term.
Points are awarded as follows;

- a starter 5 points
- a main course 25 points
- a dessert 10 points
- a side orders 15 points

Your teacher may decide to increase and/or decrease these scores depending on the standard of the work that you hand in.

If you need any help with these feel free to ask friends, family, teachers, use the library or internet.

Some of these tasks you will find easier than others.



Maths Surgery

Opening Soon
for GCSE Students

Enjoy your meal!

STARTERS

Sums up

Make a list of 10 different sums whose answer is seven. Try to include all four operations, and if possible use brackets and indices.

I've only got a four

Make a list of 10 different sums only using the number four. All the answers should be different.

Square or Triangular?

Make a list of the square and triangular number s up to 100.

Five Factors

Find 5 numbers that have more than six factors. List the numbers and their factors.

Prime Cut

Make a list of the prime numbers up to 30 and explain what a prime number is.

Practice makes Perfect

Find out and explain what a perfect number is. List the first four perfect numbers.

Am I square?

List the properties of a square and a rectangle. Show which properties are true for both and which are only true for one shape.

How tall is my house?

A standard door is 2m tall. Use this to estimate the height of your house. Draw a diagram to show how you did it.

MAIN COURSES

Poster Perfect

Create a revision poster on something we have studied in Maths. Include examples, key words, detailed instruction, questions & pictures.

Conversions

Design an instruction sheet explaining how to convert between decimals, fractions and percentages. Give some examples

Hegartymaths

Login to [Hegartymaths](#)
and complete a task.

Fractions

Design an instruction sheet explaining how to all four operations with fractions. Give some examples and some questions to try.

Mix up

Design a poster showing how to convert from an improper fraction to a mixed number and back again.

Interior Designer

Draw a scale drawing of a room in your house. Include furniture, windows and doors. Show the scale and indicate some key measurements.

Round-a-bout

Draw a circle and indicate the key dimensions; circumference, radius & diameter. Quote the formula used to find the circumference and the area of a circle.

DESSERTS

Rectangles

A rectangle has an area of 32cm^2 . Write down four the possible lengths and breadths of this rectangle.

Prisms

Make a list of at least 5 different shapes you find in everyday life that are prisms and name them.

Ca\$h

List as many ways of making 10p as you can find.

4pics 1word

Make a four pics one word puzzle for some maths topics that you have studied.

Word search

Make a word search using as many mathematical terms as you can think of. Make use that you include a list of all the words you used.

10QuickQuestions

Write out 10 questions that will test your recent learning.

True or false

Make a list of ten statements linked to your recent learning. Some of them should be true and the remaining will be false.

SIDE ORDERS

Ten tables

Make a list of the ten hardest times table you can. Make sure you know the answers!

5 questions

Come up with five mental maths questions and their answers, based on your current topic.

Pairs

Make a set of pairs cards. For example on one card draw a shape and on the other card write the name of the shape.

Loaded or not?

If you received your age in pence per week for pocket money starting from your first birthday. How much money would you have saved by your 10th birthday (assume you have not spent any)

Lego

Borrow some Lego and make a house. Work out the area and perimeter of this house. Ideally include a photograph and show all your working.

12 x 12

Time yourself in drawing out and completing a 12×12 multiplication grid.

Keep Fit

Time yourself doing 20 star jump, squats, sit-ups or press-ups. Do this every day for a week and plot your results on a bar chart.

Equivalent Fractions

Make a poster with a list of common equivalent fractions, decimals and percentages on it.

DRINKS

Key Facts

Make a list of key facts that you will need to remember based on your recent topic in maths.

Cartoon Strip

Draw a cartoon strip that will help someone learn how to use a protractor to either measure or draw an angle.

Phones 4u

Investigate some mobile phone tariffs and work out how long it would take for someone to spend £500 using on the monthly charge.

Newspapers

Search for some articles in a newspaper that use some maths, e.g. a bar chart or line graph. Cut them out and stick them on a poster. Make comments if you think there is something wrong with the maths!

Re-tile

Work out how much it would cost to retile your bathroom if each tile costs £1.05. Show your working. What other costs should be included?

General Election

Find some graphs or pie-charts relating to the general election in May. Stick these on a sheet of paper and make some comments on what they are showing.

Bus or Train?

Compare the cost and time of traveling by bus or train for a similar journey, e.g. Liverpool to Runcorn. Which would your choice be and why?

Menu

Year 9

Extended PE
Menu



Starters:

1) Choose a sport and write down 20 terms related to that sport.



2) write out a 10 minute warm up plan before partaking in any kind of physical activity.



3) Choose a sport or activity and write out the rules for that sport, explain each one. (E.g Football- offside)

Mains:

1) Create a poster on your favourite sport, include images, key terms and phrases and some of the rules on the poster.

2) Write an investigative report on how the body is affected for someone who has a balanced healthy diet and exercises compared to someone who has a poor diet and no exercise.

3) Find an image of a great sporting moment and write why you have chosen it.

4) Write a report on how you can improve on a sport for a beginner, include tips and techniques as to how someone can become better.



Desserts:

1) Produce a brochure promoting the importance of a warm up and cool down after an activity.

2) Write a speech to the government about why it is important to fund sports and extra-curricular activities in the UK.



3) Create a piece of artwork on your favourite sport or sporting moment.



Knowledge
Comprehension



Application



Create



ART/PSHE : Extended Learning Menu 2021 (Year 9)

LIGHT BITES

Option 1:

Create a fact sheet about a chosen Artist.

Option 2:

List the 9 protected characteristics.

Option 3:

Explain the term POP ART and what the key features of Pop Art includes.

Specials

Find a YouTube video on a tutorial of 2 - point perspective and create your own.

Don't be a
CHICKEN



BURGER
LOVERS



HOMework Menu

MAINS

Option 1:

Create a think piece analysing and showing understanding of an Artist's (of your choice) work.

Option 2:

Create a PowerPoint presentation to teach your peers about 'Respect and Responsibility' in the wider community.

Option 3:

Write a newspaper article about how people in your local area can help keep themselves safe from crime in the community.



SIDES

Watch tutorials on different ways of using materials.

DESSERTS

Use the Gov.uk website to research crime in your local area. Create a poster with graphs of your findings.

EXTRAS

Use Pinterest to explore ideas and new techniques.

TAKEAWAY HOMEWORK EXPRESS

Scientific Starters

A spicy selection of **knowledge and comprehension** starters to wet your appetite!

Mixed Science Platter
Watch a science TV programme and summarise the content

Speech Cocktail
Find a scientific news item and summarise it in your own words

Spicy Baked Numbers
Choose a Maths topic and show how it can be used in science

Photo Phuey
Take a photograph of a living organism and summarise its life and habitat

How to order

Choose your homework task from the menu.
The starters require your knowledge and comprehension skills.

The main courses require you to apply and analyse your scientific knowledge in different ways.

The desserts are designed for you to get creative with your scientific knowledge.
When you have completed a task email or hand it in to me to gain a merit.

Yr9 Al Risalah Extended Science Menu

Main courses

Hit your homework hunger hard with this mouth-watering selection of **application and analysis** courses!

Spicy Storyboard Supreme
Illustrate an A3, full colour storyboard depicting key moments from this week's lessons. Recommended for all budding artists, this dish requires a keen eye for observation and the ability to select and summarise important information. Be sure of your facts if you're brave enough to tackle this monster meal!

Hero Platter
Model a Scientific superhero and produce a comic book / photo story / film of one of their adventures. What powers would they have? How would they use them? Can you explain the science behind them? There's no end of fun to be had with this super-sized, superhero dish!

Spicy Song Sauce
Experiment with writing a song or a poem inspired by any topic you have covered in Science this year.

Desserts

Still hungry? Choose a **creative** dessert from our best sellers!

Mixed Media Sundae
Create a movie, a video blog, or a documentary explaining a topic or area of study from Science this term. You will need an eye for detail and an interest in captivating the scientific interest of your peers. A lot of work involved here, but worth it in the end!

Creative Crumble
Create a collage using images, words, photos, examples of work to demonstrate how you are using Science skills that you have developed this year.



Easy Bake Science Cake
Bake a cake inspired by a topic covered in Science this term! One of the tastiest dishes on the Takeaway Menu! What better way to evaluate your understanding of a key topic than designing a themed cake for your classmates to enjoy! The only edible entry on the menu!




Executive Principal's Extended Learning Menu Y9 2021-2

... choose what you want & when you want! Choose your challenge level! Complete all Subject Menus for your Extended learning Badge!




Starters Menu

1. Make a list of 10 ways to stay safe online. You can write this list out on your school email and send it to your computer science teacher. 
2. Go and speak with our School Librarian. Ask for a 'challenging' book to read. Write a review of your book. No less than 500 words, no more than 1000. 

3. Write out 50 words of your choice in Arabic (but none of them have been given to you at school). Learn them. Write a sentence using each one of them in the correct context. Go to your Arabic teacher. If they agree that you have done a good job and learnt how to say the words, they will give you a merit. 

4. Memorise, Surah Kahf. Recite it to your Islamic Studies teacher. If they agree you have learnt it. You'll receive a merit.  

Main Dish Menu

1. Design an anti-bullying poster. It must be designed on your computer. It must have ONE clear idea / message. Spelling must be perfect. It must look professional. 
2. Prepare and cook dinner for your family. You must go shopping for the ingredients and feed your family for less than £5.00 per person. Your family member must write in your Homework Planner that you have cooked dinner. They must say what you did, and they must agree that you did a good job. Your family can help supervise you. But you must do the hard work. 
3. Write a short essay describing a healthy lifestyle; how to be healthy and the benefits of a healthy lifestyle. No more than 2000 words and no less than 1000. Perfect grammar and spelling. You must include mental health. 

Desserts Menu



1. Raise £100 for a UK Charity by yourself. You must research a good charity to support. Decide how you will fundraise (outside of school). You can't ask for money. You have to do something. Keep a personal diary of what you did. You can include photographs. The charity must have a UK registration number.
2. Write out a Spoken Word piece of poetry based on an anti-discrimination theme. Practice it until you are perfect. It must be at least 2 minutes long but not longer than 3 minutes. Ask your English teacher / PSHE teacher / Islamic Studies teacher if you can perform it. If they think you have done a good job, they will give you a merit.
3. Create a piece of art around a theme of your choice. Write a paragraph explaining what your art is about and why you decided to explore this theme. Take it to your art teacher. If she thinks you have done a good job, she'll give you a merit.

How are you learning here?

You are using skills of knowledge and comprehension. These are basic skills which we must all practice. Before we can fully understand something, we must first have knowledge of it.

How are you learning here?

You are learning and practising skills of applying previously acquired knowledge and understanding.

How are you learning here?

You are learning skills of creating and actualisation. This is when you put all your prior learning to use in one final push for the summit. You show your resilience, determination, and creativity at this point. You are developing yourself into an independent learner.