



*Year 10 ALR
Extended
Learning
Menus*

Bon Appétit!

Arabic Extended Learning Menu 10 2021-22

... choose what you want & when you want! Choose your challenge level! Complete all Menus for your Extended learning Badge!

Starters Menu

1. Self-introduction: Introduce your name, age, nationality, marital status, self-description (Physical and moral) and occupation.
2. Outline six features of a role model friend.
3. Outline three famous personalities and describe them physically and morally.
4. Translate the following into Arabic:

‘My role model in life is my father. He has a strong personality but very kind. He always cares for us and advises us. My father is a nice man but strict. In my opinion, my dad is the best person in the world.’



How are you learning here?

You are using skills of knowledge and expression of views and opinions through communication (speaking).

Main Dish Menu

1. Talk about a musical event (60-90 words) you have attended. When and where it took place; With whom did you go? and what type of music it was, and what did you wear on the day? Which musical event will you be attending in the future and why?
2. Write an autobiography (no more than 70-100 words). Include what your educational and sport achievements are.
3. Write a paragraph (90-120 words) about your city or town. What are the facilities available and which ones are more interesting to you? Give a reason using opinions and expressions. What will you propose for your local authority to improve?

How are you learning here?

You are learning to apply the knowledge and understanding through writing and presentation. Also, you learn how to suggest ideas.

Desserts Menu

1. Record a three to four minutes talk about yourself, including: your personal information, your current occupation, likes and dislike and what will be your future career and what have you achieved so far?
2. Create a poster of a city/town. Draw various amenities (cinema, post office, theatre, sports centres) and name them with a short explanation for each one. Add your suggestions on the poster.
3. Search for an English newspaper article about a famous personality's biography. Translate the text into Arabic and create one biography about a famous personality you admire.

How are you learning here?

You are learning skills of creating and applying knowledge and understanding in your daily life. Also, you learn how to be more practical (Speaking) and expand your knowledge in Arabic Language.

ART/PSHE : Extended Learning Menu 2021 (Year 10)

LIGHT BITES

Option 1:

Understand 10 facts about an artistic movement.

Option 2:

List 5 reasons why it is important to vote.

Option 3:

Find a video explaining what antisemitism is. Why might be considered antisemitism?

Specials

Find an example of POP Art – what are some of the key features of POP Art that you can note.

Don't be a
CHICKEN



BURGER
LOVERS



HOMework Menu

MAINS

Option 1:

Create a leaflet about how to be a good citizen in the community.

Option 2:

Create a PowerPoint presentation to teach your peers about a topic of your choice. You should include a starter, main and plenary.

Option 3:

Project: Artist Research

Create an A3 piece with information about a chosen Artist – you should include facts about the Artist band and also include where the artists style comes from.



SIDES

Read a broadsheet newspaper and write down 5 interesting things that happened this week.

DESSERTS

Use the Gov.uk website to research crime in your local area. Create a poster with graphs of your findings.

EXTRAS

Use Pinterest to explore ideas and new techniques.



Menu

YEAR 10
EXTENDED CS
MENU

Starters:

1) Describe what does the term 'subroutine' mean and state at least two differences between procedure and a function?

2) Describe what does the term 'variable' mean and state at least two differences between 'local variable' and 'global variable'?

3) Describe what do the terms 'argument' and 'parameter' mean and state at least two differences between them.

Mains:

1) Using pseudocode, design a procedure that asks the user "are you tired?" if the user answers "yes" it displays "Go to sleep!". Modify the program above so that the program keeps on asking "Are you tired?" until the user enters "yes".

2) Using pseudocode, design a function called square. Use a parameter to pass into the function the length of a side and it should display the area of the square.

3) Write a function called numbers. Use parameters to pass two numbers into the function. The function should then count from the first number to the second number.

Desserts:

1) Write a function called NameAge. Use parameters to pass a name and age into the function. The function should display this information appropriately when it is called.


2) Write an algorithm to ask a user two numbers and call the function above passing these two numbers into the function.

3) A password must have at least 8 characters to be valid. Using python, produce a function which will accept a password string as a parameter passed into the function, returning True if the password is a valid length or False if it is not valid.

Knowledge
Comprehension

Application

Create

Year 10 English Extended Learning Menu	Chili Rating	Research appetisers	Peri peri presentations	Fino sides	Deserts	Specials	Platters to share
 <p>Each week you must choose one take-away item for homework. The chili rating suggests the difficulty of the task, or the challenge it might offer. You cannot choose all the same strength of task every week. Try at least one ‘Extra Hot’ task during the half term!</p>	Extra hot	Design your own front cover of the novel using Gothic features. Think about any changes and improvements you could make.	Imagine you are a Victorian MP. Decide if you support or oppose the Poor Laws. Create a speech/video blog arguing your point.	Research ‘Self-Help’ (1859) by Samuel Smiles. How would this approach to life have helped the working classes, but also might be a problem.	Write your own version of ‘A Christmas Carol.’ What would you change? Can you think of a different ending?	Create a screenplay version of a scene from the novel.	Design a board game based upon the novel, its themes , events and ideas.
	Hot	Using http://www.bl.uk/romantics-and-victorians/videos/dickens-a-christmas-carol explain why Charles Dickens wrote ‘A Christmas Carol.’	Create a model that represents one of the characters from the novel.	Find out about the work of Olivia Hill and the Charity Organisation Society (formed in 1869). How did Hill’s perception of the poor differ from Dickens’?	Annotate and analyse a book or film review of ‘A Christmas Carol’ and answer the question: How does the critic use language to show their opinion?	Research poverty in the UK today. What judgements can you make as to how times and attitudes are now to the poor compared with the Victorian era.	Create a set of ‘Top Trump’ cards for each of the characters in the novel.
	Medium	Using the extended reading list pick 2 other Gothic novels and compare the characters, scenes and setting to those in ‘A Christmas Carol.’ What are the differences & similarities?	Summarise Stave 1 in the form of a comic strip.	Research the charitable work of Titus Salt.	Write a review of the story so far in the style of a book critic.	Choose a social issue which concerns you. How would you change the novel to highlight this problem or issue?	Create a Scrooge rap or song based upon the events, themes and ideas from the novel.
	Mild	Research the ‘Gothic Genre’ what is it and can you identify any of the characteristics in ‘A Christmas Carol?’	Create a picture or model highlighting what life was like in the Workhouse.	Research the life of John Elwes (1714 – 1789), Member of Parliament for Berkshire and a noted eccentric and miser. Research the ways in which he saved money.	Create a newspaper front page highlighting this new novel from Charles Dickens. What do you like/dislike about it?	Do you think Dickens’ novel is effective for a modern audience. Explain your reasons linked to the novel.	Create a set of Scrooge Christmas cards to show different characters’ attitudes to Christmas across the novel.
	Extra Mild	Research 3 different front covers of the novel. What sort of people do you see? What is the relationship between them? What do you think each is thinking and feeling? What do you think they might be saying to each other? When might this story be set?	Research the Poor Laws 1) What is a Workhouse? Describe what the conditions were like. 2) What were the Poor Laws? Where did the poor have to go in 1834? 3) What is the Treadmill? Google ‘Treadmill punishment’ to see what you can find out.	What charities did Charles Dickens support with the proceeds from his public readings of adaptations of his own work? search .	Create an appropriate Victorian era headline about one of the themes you have discovered in ‘A Christmas Carol.’	Create a new character to be included in the story. Explain why they are important and what is their influence on Scrooge.	Create a 5 to 10 question quiz based upon the events, themes and ideas from the novel.

Year 10 History Al-Risalah Extended Learning Menu 2021-22

'Hungry for History'

APPETIZERS

Comprehension Chicken cubes / £7.99
List ten jobs European migrants did in the period 1500-1750, find five new significant ones, then email over to me.

Knowledge Spring Rolls/ £8.99
Memorise the names of the leaders of the Nazi Party. Once finished, memorise three roles they did. Email over when finished.

Comprehension Fries / £14.99
Listen to a podcast on Nazi Germany from VersusHistory and write down 30 new facts (into a mindmap or table)

Knowledge Nuggets / £14.99
Memorise the main facts about 5 wars that took place during the Cold War period. Then, write a summary of each one. Present your findings into an email for me.

Main Course

Application Artichoke and Steak / £24.99
Research a modern historical event that we have not studied in our course. Categorise the causes of that event into 'social', 'political' and 'economic.' Next, Write a PEEL paragraph showing which you feel was the most significant.

Analysis Anchovie Pizza / £19.99
Find two sources online from after 1945. Write a PEEL paragraph on how useful they are to a historian studying life after the Second World War. Finally, write another paragraph showing which source you believe is more useful and why.

Analysis Aberdeen Angus Steak / £7.89
Read a chapter from the 'Bloody Foreigners' by Robert Winder. Next, write a page long detailed analysis of the impact of migration to Britain, and how it has changed over time.

'Analysis' Alaskan King Crab / \$7.89
Investigate the life of three migrants to Britain. Research their childhood and their experiences and impact. Then, write a short biography on their life.

DESSERTS

Synthesis Sundae / £2.99
Create a mind-map on A3 paper of all the reasons why opposition to the Nazis was effective/wasn't. Begin by looking at each group pre/post-WWII and what they achieved. Next, try to think of ways they could have been more effective. Finally, create a memorial to the group that you think was the most effective.

Evaluation Eclairs / £9.99
Write a speech to persuade schools to transform the way they teach Black History. Use persuasive language and anecdotes involving historical figures you have researched to support your arguments. Go one step further and create a curriculum for all subjects that incorporates black history.

Evaluation Eton Mess / £9.99
Produce a brochure for a historical site in Britain that has changed over time. You could research Royal Heritage sites in Britain. Once you have researched, you need to judge why the site has changed over time. Look at all periods and how it has transformed in purpose.

Etiquettes for learning. All diners must:

Appetizers
Use basic skills of knowledge and comprehension

Main Course
Learn and re-learn previous knowledge and understanding

Desserts
You are learning to 'think outside the box' and how to create new things with the knowledge and understanding you have gained. Be courageous here and show mastery by reaching the summit of your learning. You are an independent learner now. Salute to you for your hard work!

Islamic Studies Extended Learning Menu Y10 2021-22

... choose what you want & when you want! Choose your challenge level! Complete all Menus for your Extended learning Badge!

Starters Menu

1. Relate the similarities / differences between the election process of today and the time of the Sahaabah. Your work should be a minimum of 1 A4 page. Ensure excellent SPAG, colourful and decorated work.
2. Write an essay on the Battle of Badr. Your work should be a minimum of 2 A4 pages. Ensure excellent SPAG, colourful and decorated work.
3. Identify the duties of taking care of our parents. Provide evidence from Qur'aan and Hadeeth on the virtues of this noble duty. Your work should be a minimum of 1 A4 page.
4. Memorise 10 Ahaadeeth (besides those memorized in Year 7!). Recite them to your Islamic Studies teacher.

How are you learning here?

You are using skills of knowledge and comprehension. These are basic skills which we must all practice. Before we can fully understand something, we must first have knowledge of it.

Main Dish Menu

1. Make use of the information from Qur'aan and Hadeeth to explain how intoxicants gradually became haram in Islaam. Your work should be a minimum of 1 A4 page. Ensure excellent SPAG, colourful and decorated work.
2. Design a poster showing the steps of performing Haj, from beginning till the end. Provide clear and detailed information. Your poster should be on A3 size paper. Neat, colourful and decorated.
3. Research the tribe of Aad (the people of Hud AS) in light of the Qur'aan and Hadeeth. Publish your findings electronically and email to your Islamic Studies teacher. Minimum 500 words.

How are you learning here?

You are learning and practising skills of applying previously acquired knowledge and understanding.

Desserts Menu

1. Record a documentary on the life of Rasoolullah (Sallallaahu Alayhi Wasallam) from birth to death. Minimum 5 minutes. Email this to your Islamic Studies teacher.
2. Write out a Spoken Word piece of poetry based on kindness in Islaam. Practice it until you are perfect. It must be at least 1 minute long but not longer than 3 minutes. Ask your Islamic Studies teacher if you can perform it. If they think you have done a good job, they will give you a merit.
3. Make a model about the journey of Haj, showing all the different places that a pilgrim will visit during the 5 days of Haj. The model should be at least as large as an A3 page.

How are you learning here?

You are learning skills of creating and actualisation. This is when you put all your prior learning to use in one final push for the summit. You show your resilience, determination, and creativity at this point. You are developing yourself into an independent learner.

Mathematics Extended Learning Menu Y10 2021-22



Appetizers

These pieces are small. You should choose from this category if you are particularly pushed for time. This is also a good category

This weeks Topic is Algebra

Post it display

Create a display of post its on a window/ wall which you can use as a revision resource for this topic

Complete Hegarty Maths homework

You should aim at obtaining an overall percentage of 75%

Find a GCSE question

from this topic and answer it as well as annotate how you answered it

Create a flag for the class bunting

Based on this topic



Small Plates and Snacks



Describe the items in this category or what is included with these dishes.

Poster

Create a poster involving all the information required within this topic and examples of how to solve them.

Mind map

Create a mind map which has all the aspects of this module on its branches. Including examples and annotate them

Create a blog post

Dedicated to this topic and how you do it

Create a Prezi

Dedicated to this topic and all the aspects it involves

Create a Board Game

The game is dedicated to this weeks topic and can be used within lessons.

Create a pamphlet

On how to complete this topic/module



A la Carte

These are the really difficult ones, challenging your knowledge

Answer a GCSE chapter review on this topic

Ask your teacher for the questions well in advance.

Create a presentation you will deliver to the class

You should inform your teacher what you intend to do so that he can plan for it to be part of our lesson. It should be on this topic and involve in a revision sense everything you need to know in order to answer all types of questions.

Create a Murder Mystery!

Based on this topic



Main Dish

This Category involves the most time consuming tasks. These tasks should be used to embed your knowledge and develop understanding in topics you may find difficult. Alternatively they can be good to demonstrate how good your knowledge really is.

Item

Create a video

2 minute revision video explaining this weeks task. (you do not have to physically be in it)

Prove the Rules

Create a list of procedures which help to prove the rules of this topic.

Create a treasure hunt

At least 12 questions

Create an Advent Calendar

Question followed by an advent inside



After

Describe the items in this category. In this category, you may want to list the beverages

Find a real life example

Discuss how you used your knowledge in a daily setting include pictures!

Find a real sporting example

Imagine you are a manager of an amazing sports team-how did you use Math's to help your team?

Create a Assessment Paper

Based on this topic

outstanding

Menu

Year 10

Extended PE
Menu



Starters:

1) Choose a sport and list 15 interesting facts or statistics about it.



2) write out a quick guide for someone who is new to a sport of your choice.



3) Choose a sport or activity and write out the rules for that sport, explain each one. (E.g Football- offside)

Mains:

1) Create a poster to promote a worldwide tournament like the world cup, Olympics or Euros.

2) Write an investigative report into anaerobic and aerobic respiration and how it affects your body when you exercise.

3) Write an article on a personal physical or sporting moment you are proud of. This could be completing a 5k run to scoring a good goal.



4) Create a workout plan for a person who wants to lose weight or gain weight (your choice). Include exercises and diet.

Desserts:

1) Watch over your favourite sporting moment and record commentary over it as though you are a commentator witnessing it for the first time.

2) Create and video tutorial on how to do a proper warm up and cool down, before and after exercising. Explain step by step.

3) Cook a healthy meal which is suitable for an athletes diet. Write out what ingredients you used and what nutrients they provide.

Knowledge
Comprehension

Application

Create

TAKEAWAY HOMEWORK EXPRESS

Scientific Starters

A spicy selection of **knowledge and comprehension** starters to wet your appetite!

Tweet and Sour
Write a tweet (no more than 140 characters) explaining a Science skill we have covered this year.

Speech Cocktail
Find a scientific news item, summarise it in your own words, then present it to your family.

Cross Curricular Curry
Choose a topic from another subject, other than English and Maths, (e.g. PSHE, History, RS, Computer Science) and show how you can link it to science

Tasty Teasers
Stretch your mind and belly, searching for scientific riddles or jokes, then come with your own!

How to order

Choose your homework task from the menu.
The starters require your knowledge and comprehension skills.

The main courses require you to apply and analyse your scientific knowledge in different ways.

The desserts are designed for you to get creative with your scientific knowledge.

When you have completed a task email or hand it in to me to gain a merit.

Yr10 Al-Risalah Extended Science Menu

Main courses

Hit your homework hunger hard with this mouth-watering selection of **application and analysis** courses!

Let's play
Design a whole-class game (e.g. board game) that reflects on any skills that we have developed this year in Science. It should test skills and knowledge.

Hero Platter
Model a Scientific superhero and produce a comic book / photo story / film of one of their adventures. What powers would they have? How would they use them? Can you explain the science behind them? There's no end of fun to be had with this super-sized, superhero dish!

Spicy Song Sauce
Experiment with writing a song or a poem inspired by any topic you have covered in Science this year, then present it in class or in assembly! Are you brave enough?!

Desserts

Still hungry? Choose a **creative** dessert from our best sellers!

Mixed Media Sundae
Create a movie, a video blog, or a documentary explaining a topic or area of study from Science this term. You will need an eye for detail and an interest in captivating the scientific interest of your peers. A lot of work involved here, but worth it in the end!

Creative Cracker
Create a piece of artwork, or a 3D model, to demonstrate your understanding of any topic in Science.






Easy Bake Science Cake
Bake a cake inspired by a topic covered in Science this term! One of the tastiest dishes on the Takeaway Menu! What better way to evaluate your understanding of a key topic than designing a themed cake for your classmates to enjoy! The only edible entry on the menu!



Executive Principal's Extended Learning Menu Y11 2021-2

... choose what you want & when you want! Choose your challenge level! Complete all Subject Menus for your Extended learning Badge!




Starters Menu

1. Create a professional pamphlet explaining 10 ways to stay safe online. Print it out and show me.

2. Go and speak with our School Librarian. Ask for a 'challenging' book to read. Write a review of your book. No less than 100 words, no more than 1500.

3. Write out 100 words of your choice in Arabic (but ~~not~~ of them have been given to you at school). Learn them. Write 5 paragraphs using each one of them in the correct context. Go to your Arabic teacher. If they agree that you have done a good job and learnt how to say the words, they will give you a merit.

4. Memorise, Surah Kahf. Recite it to your Islamic Studies teacher. If they agree you have learnt it. You'll receive a merit.


How are you learning here?

You are using skills of knowledge and comprehension. These are basic skills which we must all practice. Before we can fully understand something, we must first have knowledge of it.

Main Dish Menu

1. Design an anti-bullying poster. It must be designed on your computer. It must have ONE clear idea / message. Spelling must be perfect. It must look professional.
2. Prepare and cook dinner for your family. You must go shopping for the ingredients and feed your family for less than £5.00 per person. Your family member must write in your Homework Planner that you have cooked dinner. They must say what you did, and they must agree that you did a good job. Your family can help supervise you. But you must do the hard work.

3. Write a short essay describing a healthy lifestyle; how to be healthy and the benefits of a healthy lifestyle. No more than 3000 words and no less than 2000. Perfect grammar and spelling. You must include mental health.


How are you learning here?

You are learning and practising skills of applying previously acquired knowledge and understanding.

Desserts Menu



1. Raise £250 for a UK Charity by yourself. You must research a good charity to support. Decide how you will fundraise (outside of school). You can't ask for money. You have to do something. Keep a personal diary of what you did. You can include photographs. The charity must have a UK registration number.
2. Write out a Spoken Word piece of poetry based on an anti-discrimination theme. Practice it until you are perfect. It must be at least 2 minutes long but not longer than 3 minutes. Ask your English teacher / PSHE teacher / Islamic Studies teacher if you can perform it. If they think you have done a good job, they will give you a merit.
3. Create a piece of art around a theme of your choice. Write a paragraph explaining what your art is about and why you decided to explore this theme. Take it to your art teacher. If she thinks you have done a good job, she'll give you a merit.

How are you learning here?

You are learning skills of creating and actualisation. This is when you put all your prior learning to use in one final push for the summit. You show your resilience, determination, and creativity at this point. You are developing yourself into an independent learner.